

moles) of *o*-bromotoluene illuminated by a mercury arc lamp. The mixture was stirred throughout the addition period and for one additional hour. Distillation yielded 492 g. (59%) of *o*-bromobenzyl bromide; b.p. 127–133° (15 mm.).

o,o'-Dibromobibenzyl.—Phenyllithium (890 ml. of a 1.06 *N* ether solution) was added slowly to a solution of 492 g. (1.97 moles) of *o*-bromobenzyl bromide in 500 ml. of ether. During the addition of the phenyllithium the ether refluxed spontaneously. The next day the pale yellow solution was hydrolyzed with 300 ml. of water, the resulting layers were separated and the ether layer washed, dried, and distilled. The bromo compound distilled at 193–200° at 5 mm. and solidified on cooling. After recrystallization from 125 ml. of ethanol it melted at 83°; weight 191 g. (60% yield). The reported melting point is 84.5°.³

5-(2-Aminoethoxy)-10,11-dihydrodibenzo[b,f]borepin (I).—A solution of 100.0 g. (0.294 mole) of *o,o'*-dibromobibenzyl in 600 ml. of ether was added slowly to 0.632 mole of butyllithium in 578 ml. of ether at 5°; then the mixture was refluxed for one hour. During this period a white precipitate separated from the solution. This mixture was transferred to a dropping funnel and slowly added to 67.5 g. (0.294 mole) of tributyl borate in 700 ml. of ether maintained at –70°. The next morning the mixture was hydrolyzed with 400 ml. of 2 *N* hydrochloric acid. Distillation of the ether layer with 700 ml. of toluene and 10 ml. of butyl alcohol gave the high boiling fractions shown in Table I. Fractions 1, 2 and 3, which contained the desired heterocyclic organoboron compound, then were distilled separately with ethanolamine and toluene. In each case, after the excess ethanolamine had been removed but before all of the toluene had distilled, the solution was allowed to cool. The weights of the resulting precipitates also are included in Table I. The total amount of aminoethoxydihydrodibenzo-

TABLE I

Fract.	B.p., °C., 2 mm.	Wt., g.	Aminoethyl ester, g.
1	131–157	7.07	0.00
2	157–166	41.23	19.52
3	166–200	18.30	10.30

borepin thus obtained was 30.82 g. (42%). Recrystallization of 2.16 g. of this material from 30 ml. of ethanol and 20 ml. of water yielded 1.33 g. of the purified ester, m.p. 195–196°.

Anal.⁴ Calcd. for C₁₈H₁₅ONB: B, 4.308; N, 5.58; equiv. wt., 251. Found: B, 4.32; N, 5.72; equiv. wt. (by titration with hydrochloric acid), 245.

It is interesting that no precipitate formed when an ether solution of fraction 3 was saturated with ammonia. In the case of butyl diphenylborinate,² a solid ammonia complex separated under these conditions.

Anhydride of Hydroxydihydrodibenzoborepin (II).—The aminoethyl ester (0.500 g.) was dissolved in a mixture of 10 cc. of ethanol and 10 cc. of 6 *N* hydrochloric acid. On addition of 30 cc. of 1 *N* hydrochloric acid, a white solid separated. It was filtered and dried in a vacuum oven at 40° for two hours; weight 0.381 g. (96% yield), m.p. 145–146°. A portion (0.2337 g.) was dissolved in a solution of 15 cc. of ethanol, 15 cc. of water and 2 g. of mannitol; then titrated with standard sodium hydroxide with the aid of a Beckman pH meter; equivalent weight: found 199; calcd. for II, 199.

In another experiment, 6.11 g. of the aminoethyl ester was acidified, then extracted with ether and distilled with toluene (200 cc.). The anhydride distilled at 265–270° (2 mm.) and weighed 3.84 g. (79%). Apparently, some decomposition occurred for this material melted over a range from 131–136°; however, the neutralization equivalent found by titration (203) agreed fairly well with the value calculated for II (199).

The infrared spectra of the materials obtained by these two procedures were virtually identical. Both showed strong absorption in the region of 7–8 μ , characteristic of organoboron compounds, and a weak maximum at 2.7 μ . This latter peak is in the region characteristic of the hydroxyl group and suggests that the compound might be the borinic acid rather than the anhydride. However, it seems

(3) J. Kenner and J. Wilson, *J. Chem. Soc.*, 1108 (1927).

(4) The boron analyses were made by J. Thoburn; the nitrogen analyses by V. Stryker.

unlikely that the acid would distil under the conditions employed. Furthermore, diphenylborinic anhydride² showed a weak maximum at 2.7 μ ; and Neu found that diphenylborinic acid also dehydrated very easily to yield the anhydride.⁵

Reactions of I. (a) Bromine.—To 0.400 g. of I in 30 ml. of acetic acid was added a solution of 5 ml. of bromine in 20 ml. of water which contained potassium bromide. After 10 minutes, the solution was diluted with 100 ml. of water and excess bromine was reduced with sodium bisulfite. The white precipitate was separated by filtration, and dried; weight 0.501 g. (92.5% yield), m.p. 78–81°. After recrystallization from alcohol and water, the sample (0.366 g. recovered) melted at 82–83°. The melting point was not depressed when the sample was mixed with *o,o'*-dibromobibenzyl prepared from *o*-bromobenzyl bromide.

(b) **Hydrogen Peroxide.**—Ten milliliters of a 30% hydrogen peroxide solution was added to a solution of 0.400 g. of I in 10 ml. of acetic acid and 5 ml. of water at room temperature. After five minutes the solution was diluted with 70 ml. of water and cooled in an ice-bath. White crystals of *o,o'*-dihydroxybibenzyl separated; weight 0.222 g. (65% yield), m.p. 114–115°. The melting point was unchanged after the substance had been recrystallized from water and alcohol. This material burned without any green coloration, showing that boron was absent. The melting point reported for *o,o'*-dihydroxybibenzyl is 115°.⁶

Reactions of II. (a) Palladium.—The anhydride II (0.6127 g.) was heated at 280–320° for two hours with 0.47 g. of 5% palladium-on-charcoal in a stream of carbon dioxide. The gas evolved, presumably hydrogen, amounted to 16.6 ml. During the heating period a white solid (0.142 g.) slowly collected on the condenser which was situated above the surface of the reaction mixture. This substance was shown to be bibenzyl by its melting point (49–50° after recrystallization from aqueous ethanol) and the melting point of its trinitrobenzene adduct (102°). When a sample of II was heated in the same apparatus under the same conditions in the absence of the palladium-charcoal catalyst, no biphenyl was formed.

The residue from the palladium reaction was taken up in hot alcohol and filtered. Evaporation of the ethanol left a residue which solidified when petroleum ether was added. This substance, after drying for 10 hours at 90°, weighed 0.1462 g. and softened at 260–270°. It gave a positive flame test for boron, was soluble in alcohol and in benzene, and could be sublimed in vacuum.

(b) **Zinc Chloride.**—A portion of the oxide (0.063 g.) was heated under reflux for four hours with 5 ml. of water and 0.36 g. of zinc chloride. After cooling, 20 ml. of water was added and the mixture extracted with ether. The residue after distillation of the ether gave, on warming with an ethanol solution of 1,3,5-trinitrobenzene, a precipitate which melted at 102° after recrystallization from ethanol. The melting point was not depressed when the sample was mixed with the compound obtained from trinitrobenzene and commercial bibenzyl.

(5) R. Neu, *Ber.*, **87**, 802 (1954).

(6) J. Thiele and O. Kolzinger, *Ann.*, **305**, 99 (1899).

CHEMISTRY DEPARTMENT
NORTHWESTERN UNIVERSITY
EVANSTON, ILLINOIS

The Dienone-Phenol Rearrangement. IV. A New Example of the Abnormal Path¹

BY ELLIOT N. MARVELL AND JOHN L. STEPHENSON

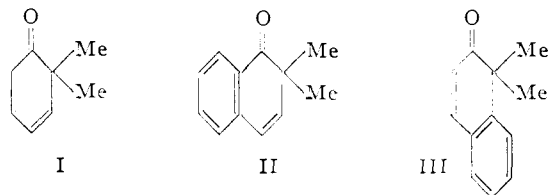
RECEIVED APRIL 25, 1955

The majority of the examples of the dienone-phenol rearrangement are encompassed by the Arnold mechanism.² However 2,2-dimethyl-1-oxo-

(1) Published with the approval of the Monographs Publications Committee, Oregon State College, as Research Paper No. 275, School of Science, Department of Chemistry. Taken from a thesis submitted by John Stephenson in partial fulfillment of the requirements for the Master of Science degree, Oregon State College, 1955.

(2) R. T. Arnold, J. S. Buckley and J. Richter, *THIS JOURNAL*, **69**, 2322 (1947).

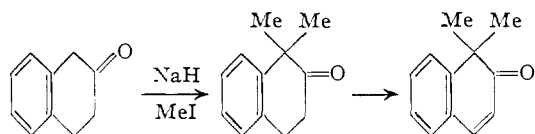
1,2-dihydronaphthalene (II) and several related dienones have been shown³ to react *via* an alternate path. The analogous dienone of the cyclohexane system I reacts, at least in part, in accord with the Arnold mechanism.⁴ Since the incorporation of the 2,3-double bond of I into an aromatic ring altered the course of the reaction, it seemed desirable to study the compound III with the 4,5-double bond similarly incorporated.



Results

The necessary compound III was prepared from β -tetralone as indicated. Alkylation was brought about by the procedure of Soffer, *et al.*⁵ Robinson⁶ has shown that monoalkylation of β -tetralone goes in the 1-position. Soffer, *et al.*,⁵ have shown that dialkylation with methyl bromoacetate introduces both groups on carbon one. Our results prove that dimethylation follows the established pattern. The double bond was introduced by conventional means.³ Addition of one mole of hydrogen to the dienone regenerated the 1,1-dimethyltetralone proving that no structural alteration had occurred during the dehydrohalogenation process. Unlike II which forms only an oxime, III gives rise to both a 2,4-dinitrophenylhydrazone and a semicarbazone.

The dienone III rearranges to give only a naphthyl acetate which appears to be a single compound. Formation of derivatives and mixed melting point tests with authentic samples identified this compound as 3,4-dimethyl-1-naphthyl acetate. This is an interesting result for both II and 4,4-dimethyl-1-oxo-1,4-dihydronaphthalene (IV)² give the same product. However, the rearrangement of III requires five days under conditions where five hours suffices for the reaction of II and IV.



Experimental

1,1-Dimethyl-2-oxo-1,2-dihydronaphthalene.—A solution containing 17.0 g. (0.1 mole) of 1,1-dimethyl-2-tetralone⁵ in 30 ml. of carbon tetrachloride was treated dropwise with 16.0 g. (0.1 mole) of bromine in 100 ml. of the same solvent. After the addition the solvent was distilled and the residue heated for 30 minutes with 30 ml. (0.3 mole) of γ -collidine. The unsaturated ketone was isolated by distillation, b.p. 136–141° (16 mm.), as a pale yellow, light sensitive oil weighing 10.5 g. (62%), n_D^{25} 1.5843. The 2,4-dinitrophenylhydrazone melted at 224.5–225.5°.

Anal. Calcd. for $C_{13}H_{16}N_4O_4$: C, 61.36; H, 4.58. Found: C, 61.36; H, 4.60.

A semicarbazone was also prepared, m.p. 187–188°.

(3) E. N. Marvell and A. O. Geiszler, *THIS JOURNAL*, **74**, 1259 (1952); E. N. Marvell and E. Magoon, *ibid.*, **76**, 5118 (1954).

(4) E. N. Marvell and E. Magoon, *ibid.*, **77**, 2542 (1955).

(5) M. D. Soffer, R. A. Stewart, J. C. Cavagnol, H. E. Gellerson and E. A. Bowler, *ibid.*, **73**, 3704 (1950).

(6) J. W. Conforth, R. H. Conforth and R. Robinson, *J. Chem. Soc.*, 689 (1942).

Anal. Calcd. for $C_{13}H_{16}N_2O$: C, 68.1; H, 6.55. Found: C, 67.4; H, 6.31.

Hydrogenation of 0.1597 g. of the dienone over platinum oxide at atmospheric pressure utilized 21.0 ml. of hydrogen (calcd. 20.8 ml.). The reduction product formed a 2,4-dinitrophenylhydrazone, m.p. 139.5–140.5°. The 2,4-dinitrophenylhydrazone of 1,1-dimethyl-2-tetralone melts at 140–141°.⁵

Rearrangement.—Two grams (0.012 mole) of 1,1-dimethyl-2-oxo-1,2-dihydronaphthalene was allowed to stand five days at room temperature with 30 ml. of acetic anhydride containing ten drops of sulfuric acid. The crude acetate, 2.37 g. (95%), was crystallized from benzene-petroleum ether until it melted at 87.5–88.5°. The acetate of 3,4-dimethylnaphthol melts at 88.5–89.5°.^{2,3}

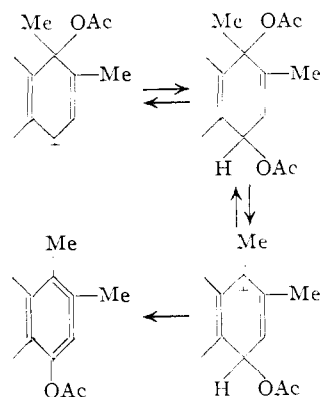
This acetate, 1.6 g. (0.0075 mole), was hydrolyzed³ to a naphthol, m.p. 121.5–122.5° (reported² 120–122°). Bromination of the naphthol² gave the 2-bromo derivative, m.p. 98–99° (reported 99–101°³). The naphthol also was coupled with diazotized *p*-nitroaniline² giving a deep red azo compound, m.p. 241–243° (reported² 241–243°).

Discussion

The results reported here combined with those noted earlier,³ show that whenever the Arnold mechanism requires participation of a double bond that is also part of an aromatic ring the reaction follows an alternate course. There is no logical reason why that alternate should always follow the same pattern, but in all cases investigated so far, it involves the migration of the oxygen.

Little can be said at present about the manner of the oxygen migration, but the notable difference in rates of rearrangement between II and III is suggestive. It seems likely that the difference in rate must be due to the mode of that migration for the earlier steps are very similar and seem unlikely to account for that difference.

The 1,4-shift which occurs in the reaction of II seems best explained *via* a reaction with the solvent as shown.



The 1,3-shift occurring in III is probably not a simple allylic rearrangement since the neighboring

